


inelco
ventilators
keeps you cool

heaters

ventilators

loadbanks



INELCO Polska Sp. z o.o., ul. Pyrzycka 44, PL 74-240 Lipiany, Poland



DRUM FAN IAV-32/2S

Axial ventilator for professional use.
2-steps speed regulation.
Translation of the original instruction.

Declaration of conformity EC

No. IAV/32_2S/2020



year of manufacture as of 2020

Herewith we, producer:

Company name: Inelco Polska Sp. z o.o.

Address: Pyrzycka 44
74-240 Lipiany, Poland

declare, that mashinery designated below:

Product name:

Axial ventilator IAV-32/2S

Product type:

IAV-32/2S ; Brand name: Inelco

was developed, constructed and produced in compliance to the following directives :

2014/35/EU (LVD)
2014/30/EU (EMC)
2011/65/EU (ROHS)
2006/42/EG (MD)

Applied harmonised standards:

EN 60 335-1

Safety of household and similar electrical appliances.

EN 65014-1

Electromagnetic compatibility - Requirements for household appliances, electric tools and similar apparatus - Part 1: Emission.

EN 55014-2

Electromagnetic compatibility - Requirements for household appliances, electric tools and similar apparatus - Part 2: Immunity – Product family

EN 61000-3-2

Electromagnetic compatibility (EMC) - Part 3-2: Limits - Limits for harmonic current emissions (equipment input current ≤ 16 A per phase).

EN 61000-3-3

Electromagnetic compatibility (EMC) - Part 3-3: Limits - Limitation of voltage changes, voltage fluctuations and flicker in public low-voltage supply systems, for equipment with rated current ≤ 10 A per phase and not subject to conditional connection.

EN 12100:2010

Safety of machinery. General principles for design. Risk assessment and risk reduction.

EN 13857:2008

Safety of machinery. Safety distances to prevent hazard zones being reached by upper and lower limbs.

EN 60204:2006

Safety of machinery. Electrical equipment of machines. General requirements.

Producer:

INELCO POLSKA Sp. z o.o.

ul. Pyrzycka 44, 74-240 LIPIANY

tel. 91 578 83 90, fax 91 554 53 28

NIP 853-149-76-29, Regon 320617543

Name of authorized representative: _____

Søren Rødbro

Signature: _____

Søren Rødbro

Stamp

Date: _____

01.02.2020

Safety recommendations.



In order to ensure correct operation, carefully read the instructions given in this manual before use. Pay special attention to safety recommendations. Retain the instructions, to read it again if necessary. Make this product available to third parties only together with its operating instructions.

1. Do not use the fan for other than its intended use.
2. Indoor use only. Do not expose the appliance to water, splashes or moisture
3. Place the appliance on a flat, firm and heat-resistant surface. Operating the fan in the wrong substrate can cause danger.
4. Do not use the fan near objects that may block the air flow such as curtains, loose pieces of paper, foil and the like.
5. Disconnect unused device from the power source.
6. Connect the power cord to the properly secured power socket.
7. Never pull the mains plug from the socket by pulling the cable. Always pull it from the mains socket using the intended grips.
8. Damaged mains cable may be replaced by the manufacturer, a workshop commissioned by the manufacturer or a similarly qualified person.
9. Refer the repair of the faulty device to the authorized service of the manufacturer, supplier or to qualified service personnel.
10. This device is not intended to be used by persons (including children) with reduced physical, sensory or mental abilities or lack of experience and / or lack of knowledge unless they are supervised by a person responsible for their safety or have received instructions how to use the device.



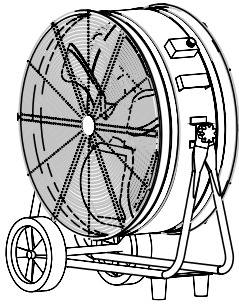
It is forbidden to use device when faulty, with damaged power cable, incomplete as well as with disassembled propeller covers. It is forbidden to insert any objects through the ventilator covers towards the working fan blade.

Intended use.

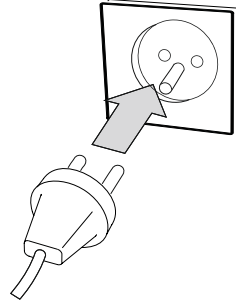
The device can be used indoor to circulate air, remove dust, aerate, de-aerate or remove odors. The ventilator has been designed to force the large volume air circulation in the process of ventilation, cooling and drying. It can support other accessories e.g. dehumidifiers or heaters.

1

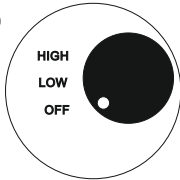
360°



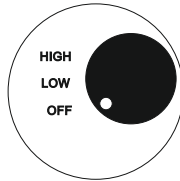
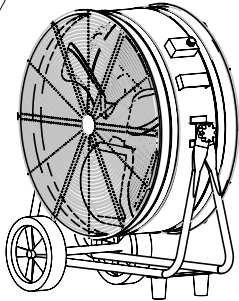
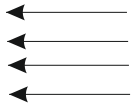
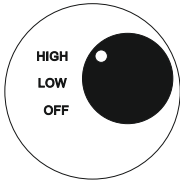
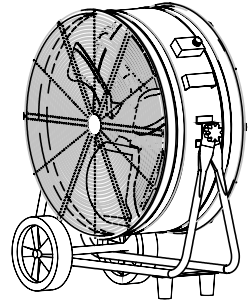

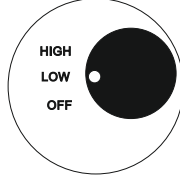
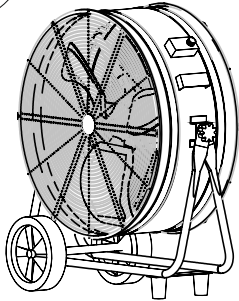
2



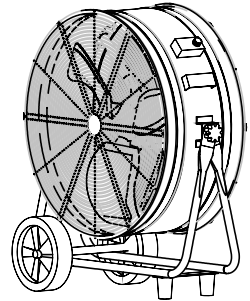
3



OFF



OFF



Operation.

1. Place the fan at the workplace. Make sure that air inlet and outlet are not obstructed. The cable must not pose a risk to passing people.

Keep minimum distance to walls or other objects:

- front and rear: 3,0m
- sides: 1,0m

Change the inclination angle of the fan if necessary. Fix the position by screwing the clamping knobs.

2. Make sure that the fan switch is in the OFF position. Connect the plug of the power cord to earthed power socket.
3. Turn the main switch knob to the LOW or HIGH position to obtain the normal or maximum fan speed. Set the switch to the OFF position to turn off the fan.



Do not move ventilator while working!
Switch off the fan before moving it. Wait for the fan blade to stop.

Maintenance.



Disconnect the device from the power supply before performing maintenance.
Wait for the fan components to cool down if necessary.

Keep the ventilator clean and dry. Clean the fan after each operation.

Each time before use, check the state of device condition.

Check the condition of the power cord. If found irregularities, contact distributor or an authorized service center of the manufacturer.

Depending on the needs or periodically clean the device using compressed air or if necessary a damp cloth and a mild detergent. Do not use solvents or abrasives.

After having worked for 2000 hours, the fan have to be inspected at the authorized service center of the distributor or manufacturer in order to check the condition and qualify for further work.

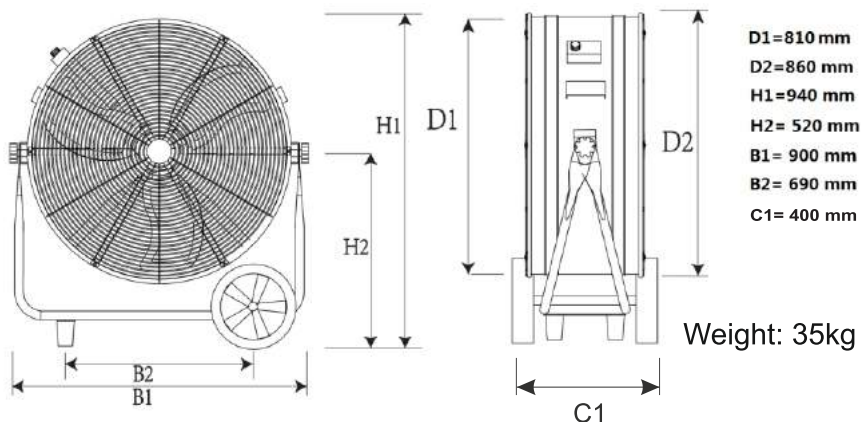
Storage: unused device store in its original packaging or in adapted replacement packaging. Store in a dry and safe place. Keep out of reach of children.

Guarantee.

To obtain guarantee with in the guarantee period, it is an absolute **MUST** that either a valid receipt or the guarantee card is submitted to the service station together with the appliance.

Technical data.

Ventilator type	Fan blade diameter [mm]	Mains voltage [V]	Mains frequency [Hz]	Fan rotating speed [r/min]	Power consumption [W]	Air flow [m ³ /min]
IAV-32/2S	800	220-240	50	960	400	11400



This symbol on Inelco product or its packaging means that the product should not be disposed of with your other household waste. It is your responsibility to dispose of your waste equipment separately from the municipal waste stream.

The correct disposal of your end-of-life equipment will help prevent potential negative consequences for the environment and human health.

Notes

Notes